

WAP

Project Survey

(Students)



INTRODUCTION

ENGLISH QUIZ

This student survey is part of the "Word Articulation Project" (WAP) and it aims to collect information about students' English Language knowledge.

A total of 129 students for whom English is a second language participated in the survey. The survey was distributed within the 4 partner countries: Turkey, Bulgaria, Latvia and Italy. UK students were not involved in this survey due to the fact that their native language is English and the survey aimed to gather information about the English language proficiency of students who speak English as a second language.

Authors

Dr. Terence McIvor Academy for International Science and Research, UK
Zita Bertha Academy for International Science and Research, UK

Acknowledgement

We would like to acknowledge the efforts and work of all project partners who contributed to the survey and provided valuable feedback on the results.

The survey report is available at: <https://www.word-articulation-project-erasmus.com/>

Project title: Word Articulation Project (WAP)

Project number: 2020-1-UK01-KA201-078833.

Project lead: Zita Bertha, Academy for International Science and Research, UK

December 2021

"This project has been funded with support from the European Commission. This publication reflects the views only of the author, and the Commission cannot be held responsible for any use which may be made of the information contained therein."



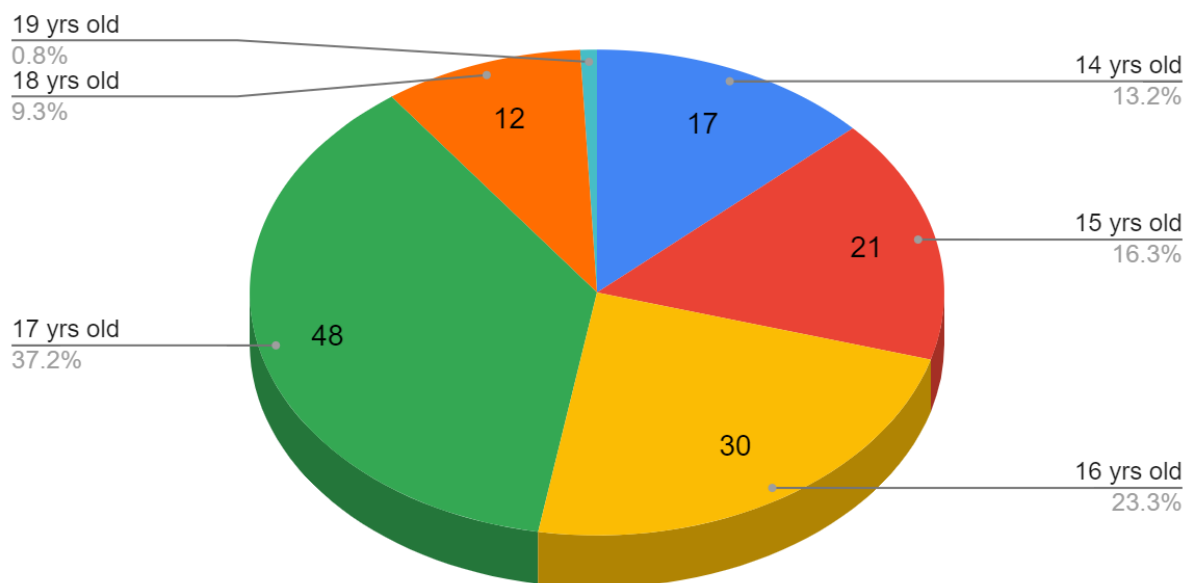
AISR LEARNING
B-STEM



Co-funded by the
Erasmus+ Programme
of the European Union

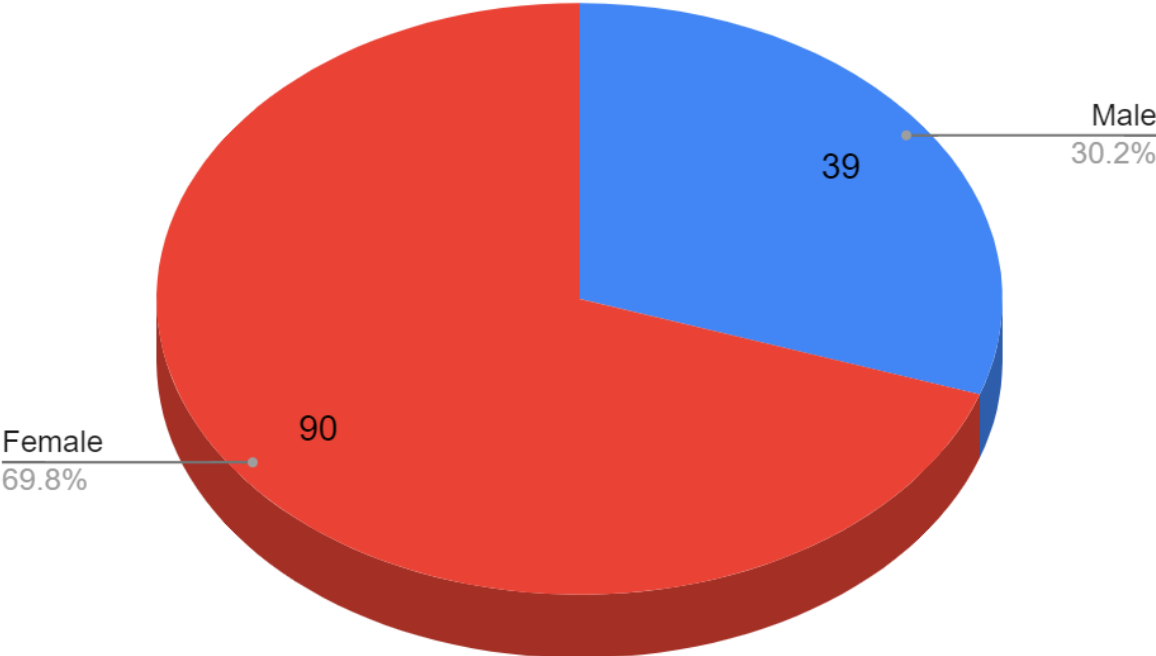
How old are you?

The chart below shows that most of the respondents were 17 years old accounting to 37% of the respondents, followed by 16 year olds with 23%.



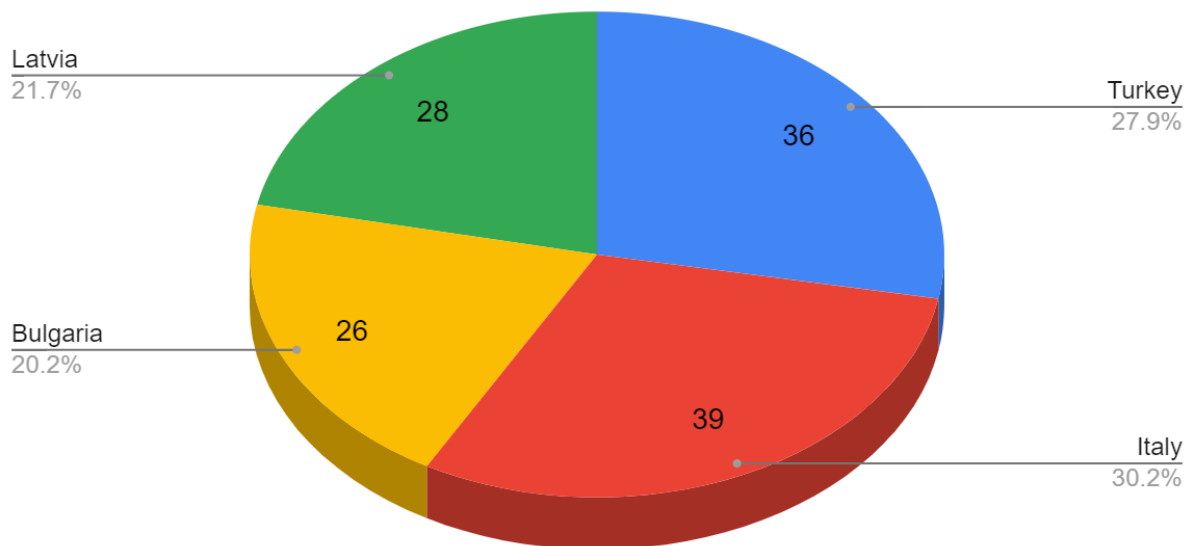
What is your gender?

Most of the respondents were female, 70%, out of the 129 respondents.



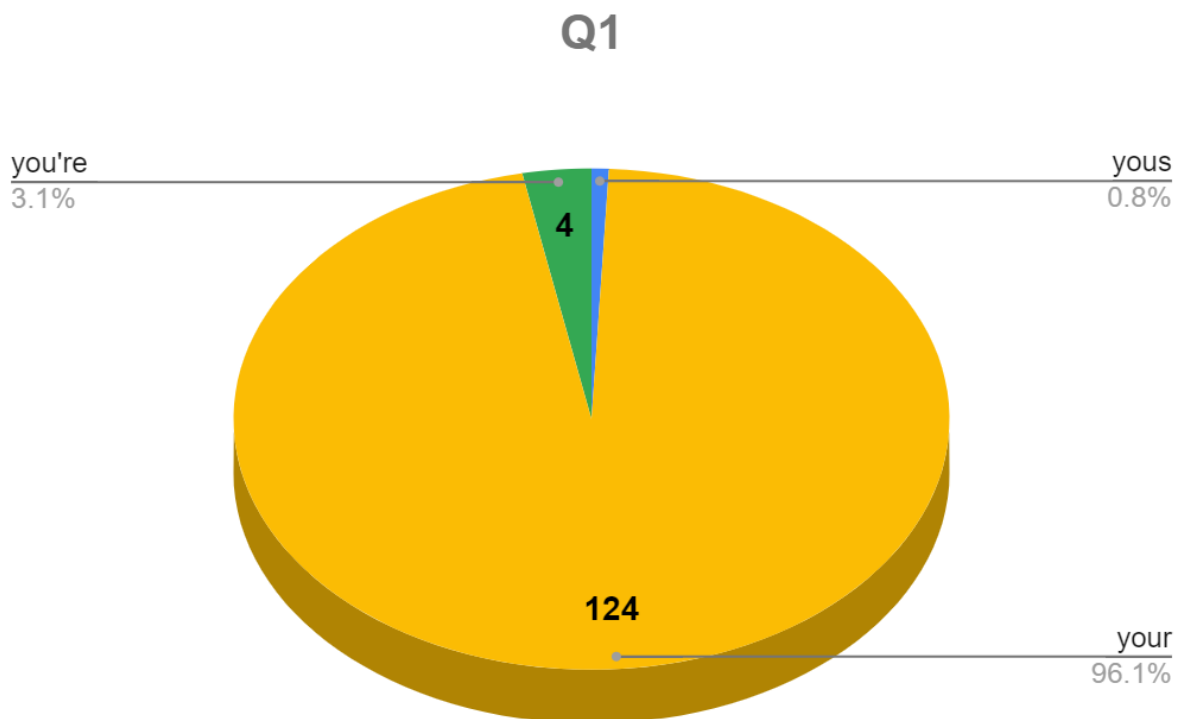
Where are you from?

The chart below shows that most of the respondents were from Italy with 30%, followed by Turkey with 28%, then Latvia and Bulgaria.



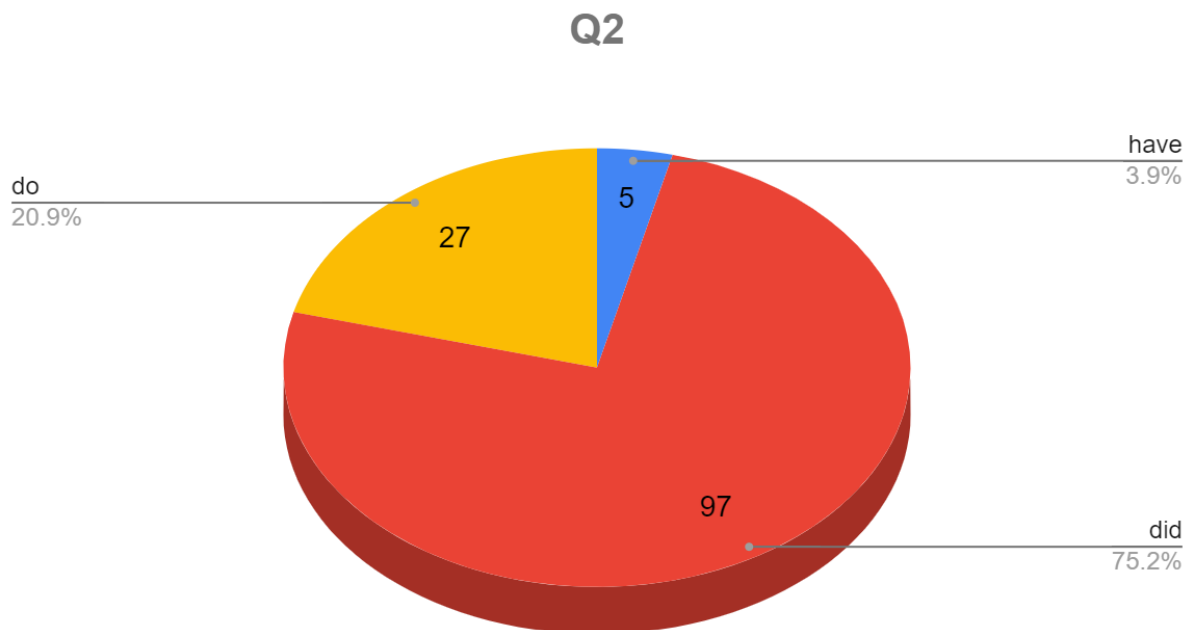
1. What is _____ name?
(yous/them/your/you're)

The top answer was “**your**” with 96% of accuracy.



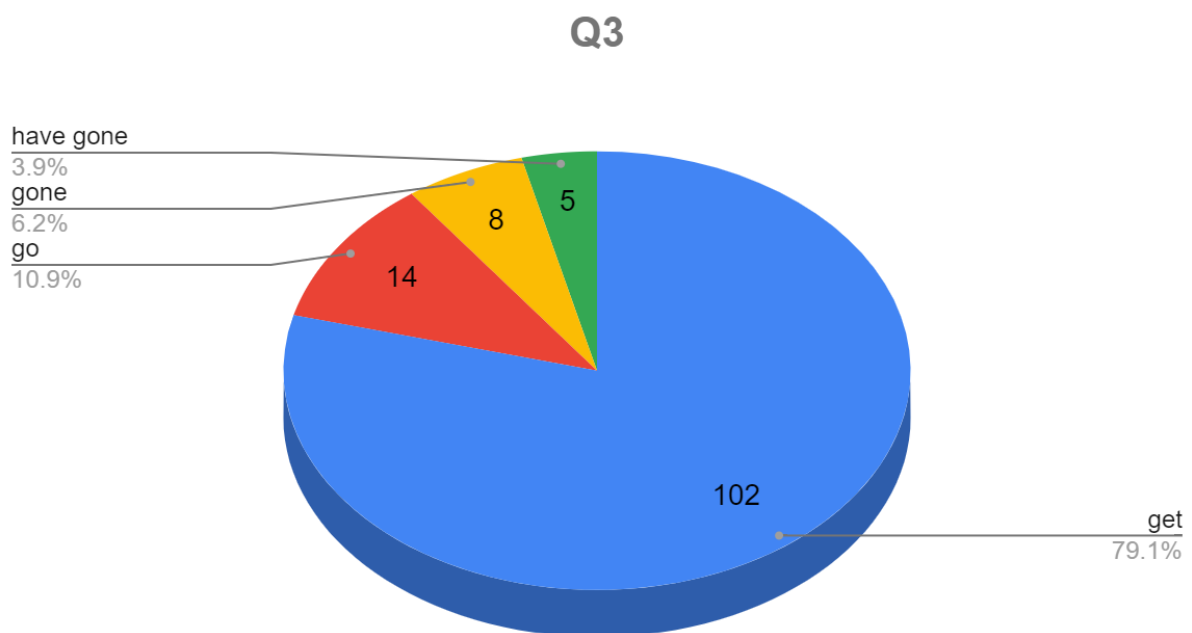
2. What _____ you say to him? (have/did/do/had)

75% of the respondents voted for “**did**”, which was the correct answer. However, 25% of respondents made a grammatical mistake and did not provide the correct answer.



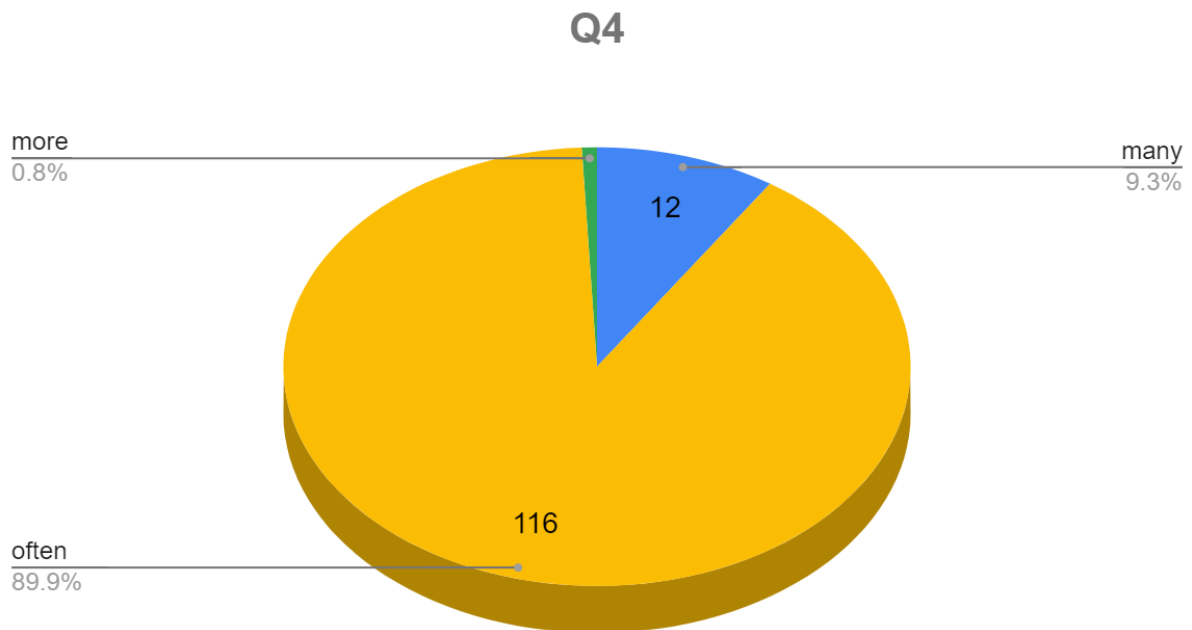
3. I will see you when you _____ here (get/go/gone/have gone)

79% of the respondents voted for “**get**”, which was the correct answer. However, 21% of respondents made a grammatical mistake and did not provide the correct answer.



4. How _____ do you exercise? (many/few/often/more)

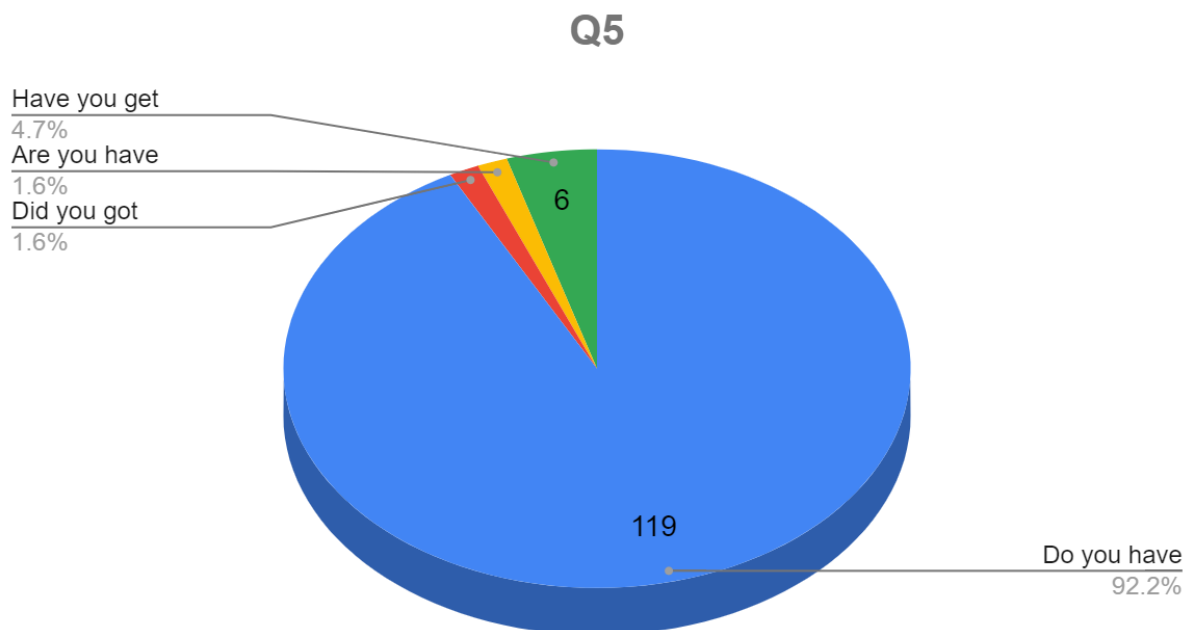
90% of the respondents voted for “often”, which was the correct answer, whilst 10% of respondents made a grammatical mistake and did not provide the correct answer.



5. _____ a bike?

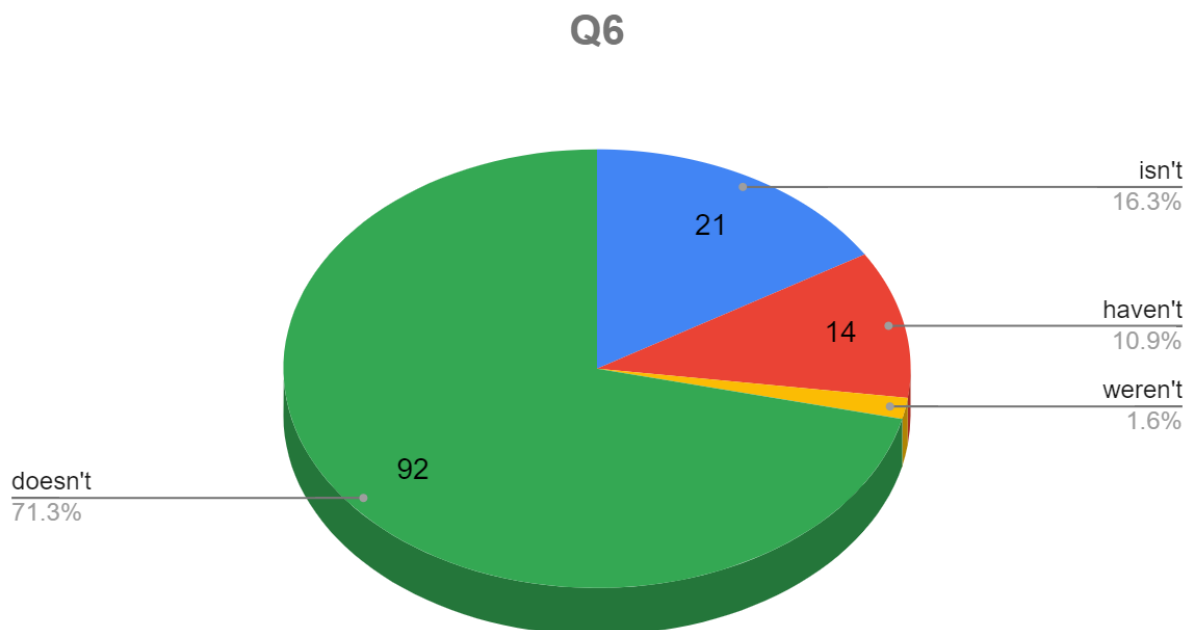
(Do you have/Did you got/Are you have/Have you get)

92% of the respondents voted for “**Do you have**”, which was the correct answer, whilst 8% of respondents made a grammatical mistake and did not provide the correct answer.



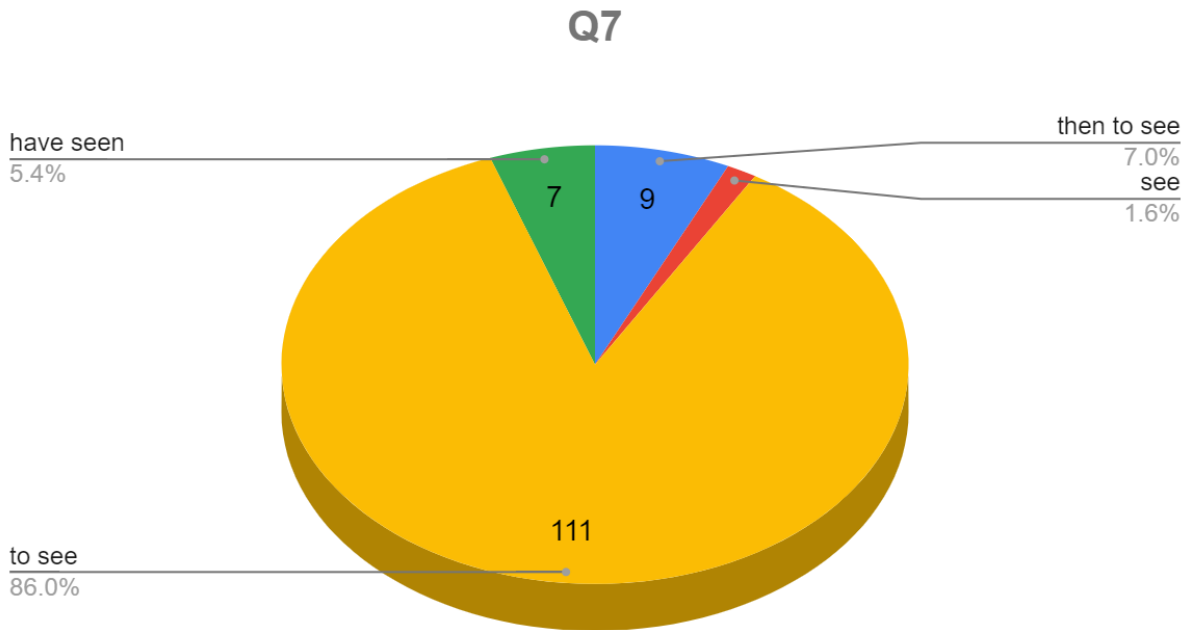
6. She _____ speak to them
(isn't/haven't/weren't/doesn't)

71% of the respondents voted for “**doesn't**”, which was the correct answer. However, 29% of respondents made a grammatical mistake and did not provide the correct answer.



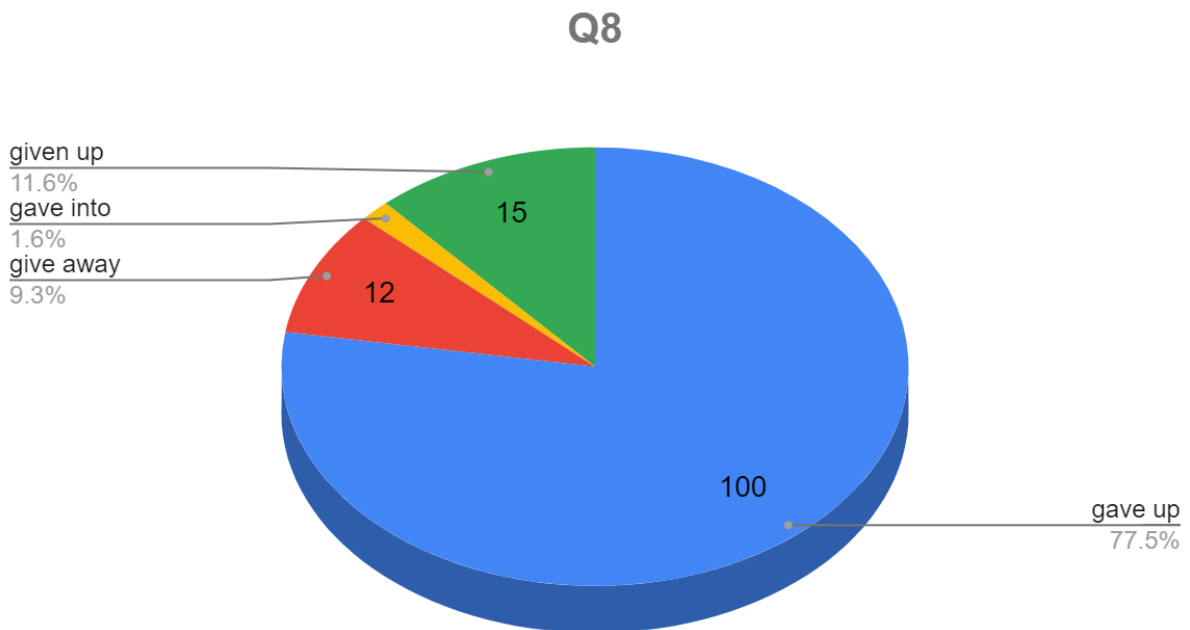
**7. He advised me _____ the doctor
(then to see/see/to see/have seen)**

86% of the respondents voted for “to see”, which was the correct answer. However, 14% of respondents made a grammatical mistake and did not provide the correct answer.



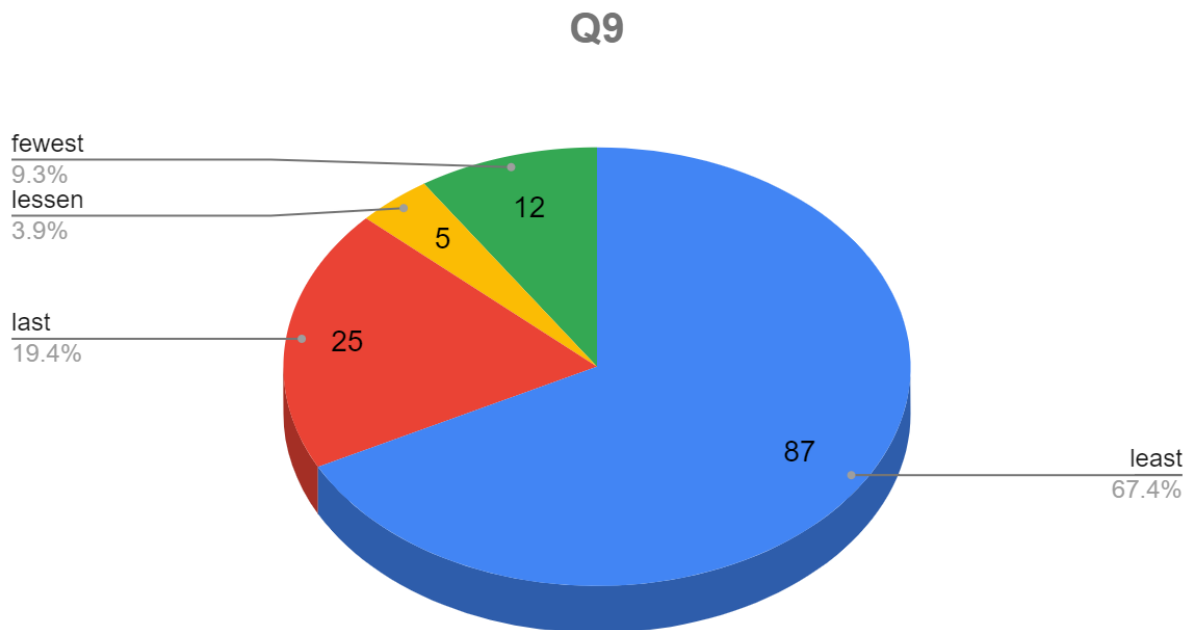
8. She could not answer the question so she _____
(gave up/give away/gave into/given up)

75% of the respondents voted for “**gave up**”, which was the correct answer. However, 25% of respondents made a grammatical mistake and did not provide the correct answer.



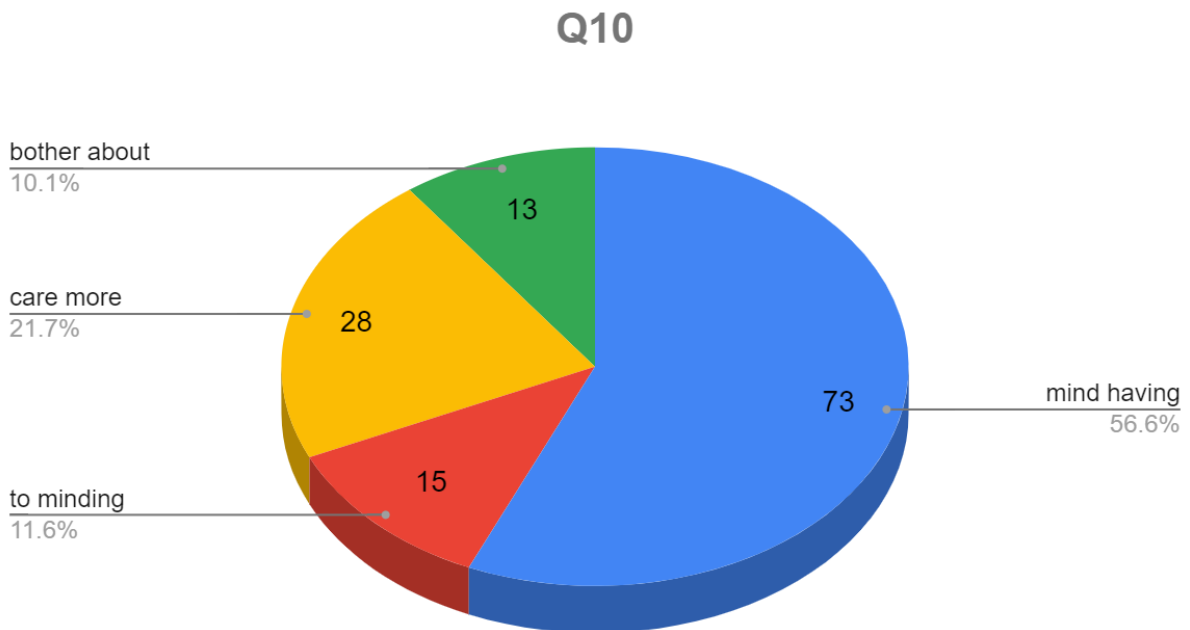
9. Geography is my _____ favourite subject at school (least/last/lessen/fewest)

67% of the respondents voted for “**least**”, which was the correct answer. However, 33% of respondents made a grammatical mistake and did not provide the correct answer.



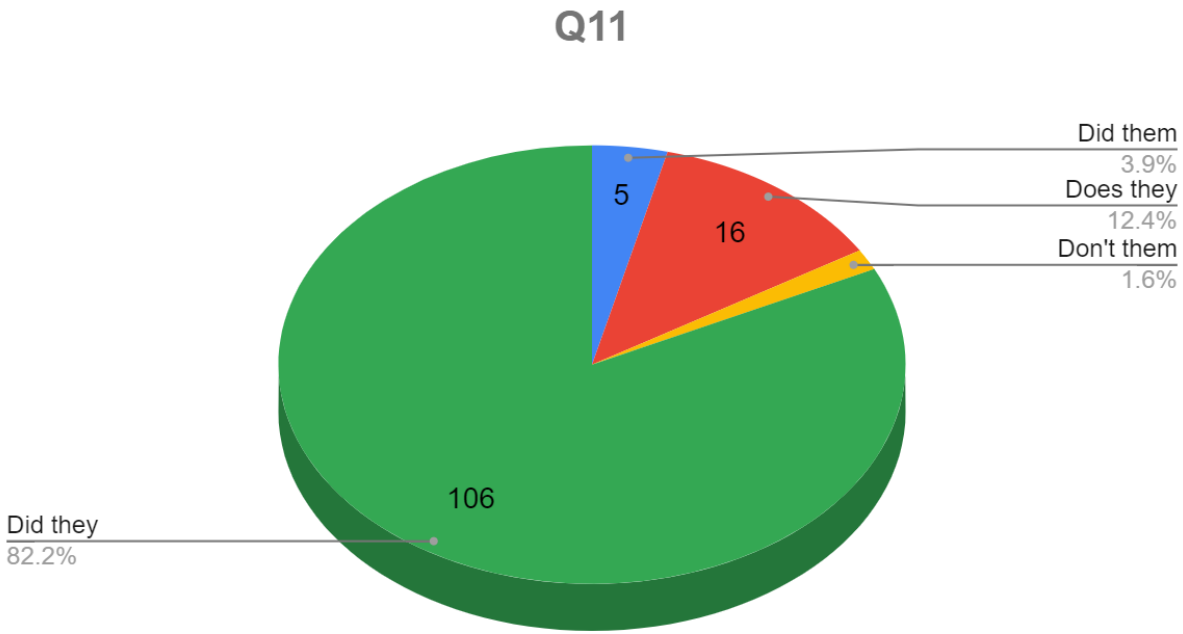
**10. The man said he did not _____ to go by train
(mind having/to minding/care more/bother about)**

57% of the respondents voted for “**mind having**”, which was the correct answer. However, 43% of respondents made a grammatical mistake and did not provide the correct answer.



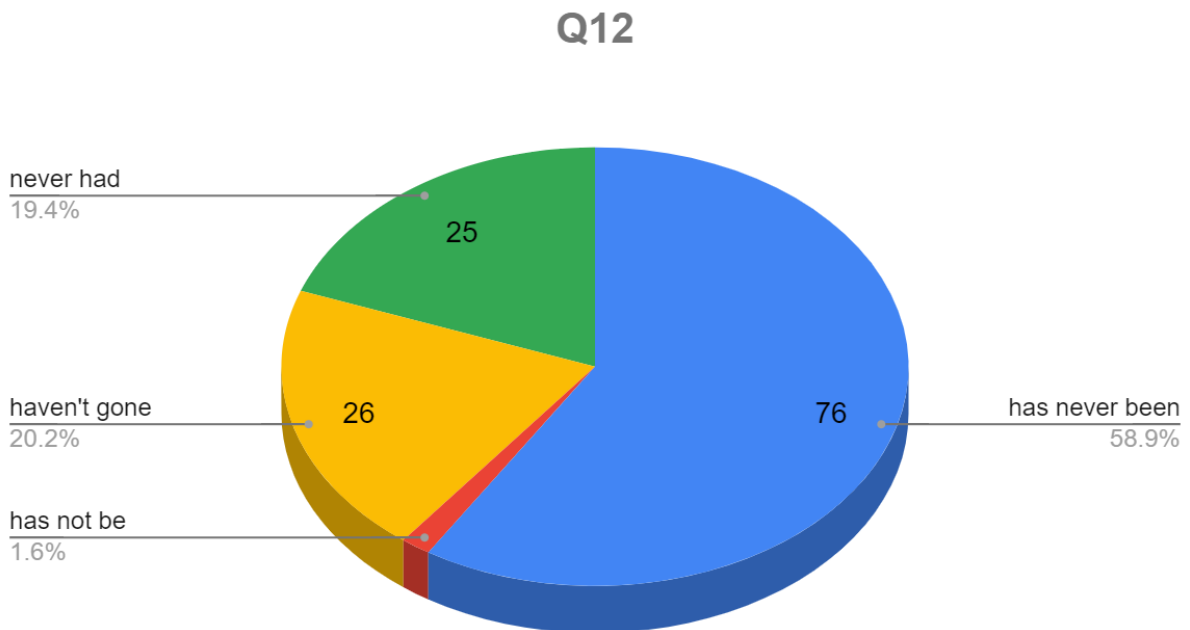
11. What time _____ arrive?
(Did them/Does they/Don't them/Did they)

82% of the respondents voted for “**did they**”, which was the correct answer. However, 18% of respondents made a grammatical mistake and did not provide the correct answer.



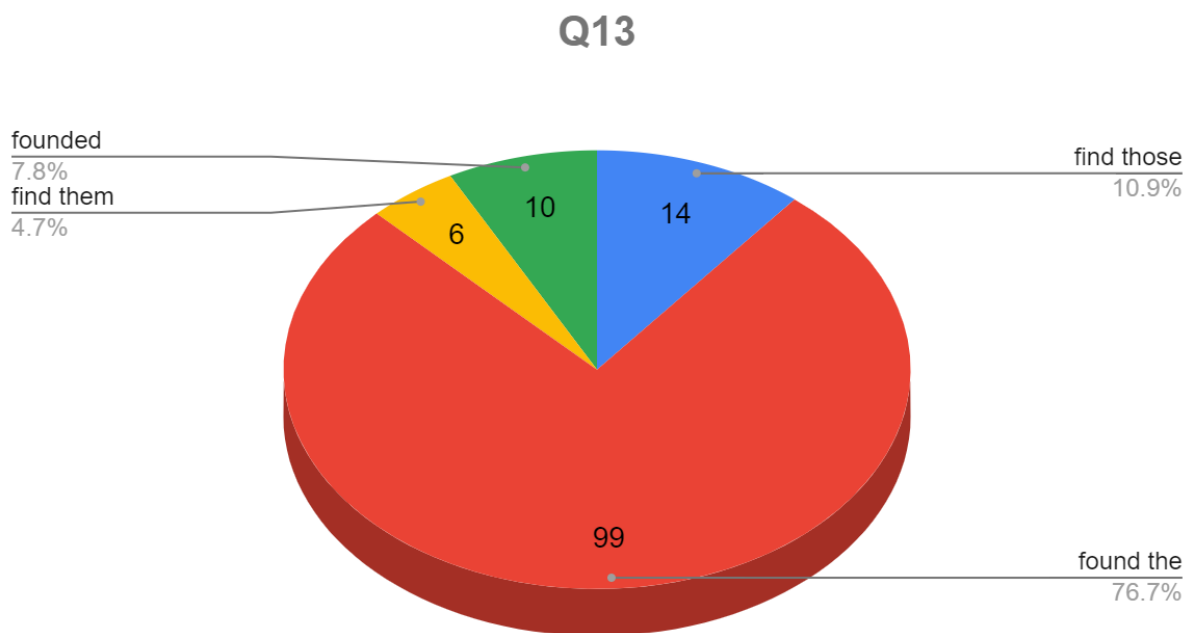
12. She _____ swimming before
(has never been/has not be/haven't gone/never had)

59% of the respondents voted for “**has never been**”, which was the correct answer. However, 41% of respondents made a grammatical mistake and did not provide the correct answer.



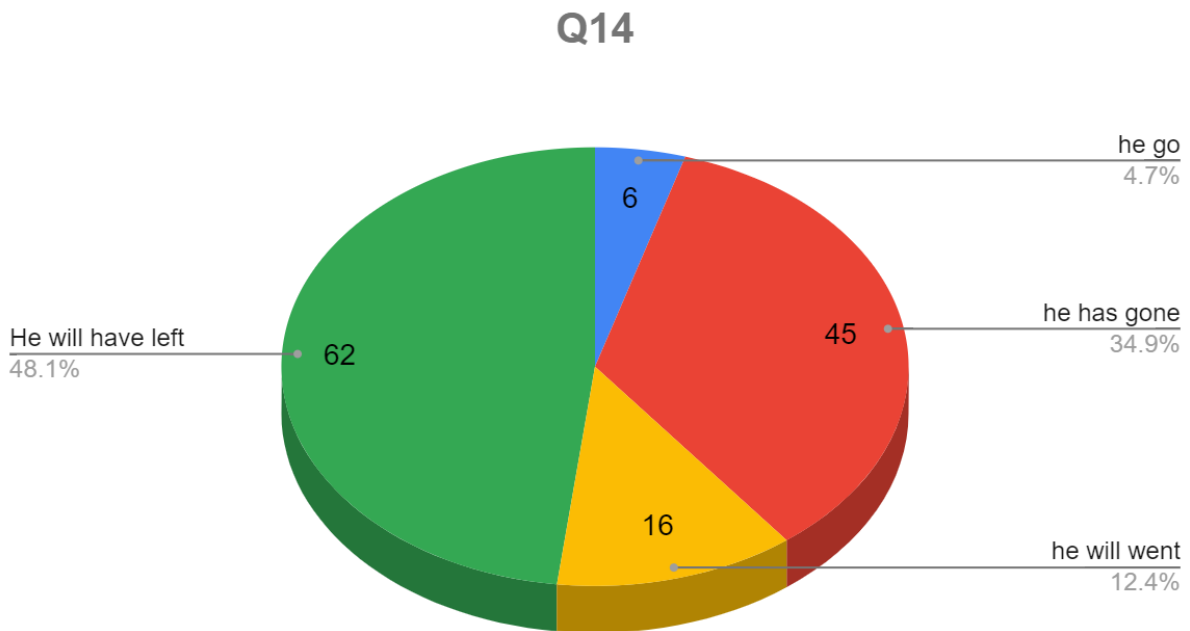
13. They _____ exam difficult
(find those/found the/find them/founded)

77% of the respondents voted for “**found the**”, which was the correct answer. However, 33% of respondents made a grammatical mistake and did not provide the correct answer.



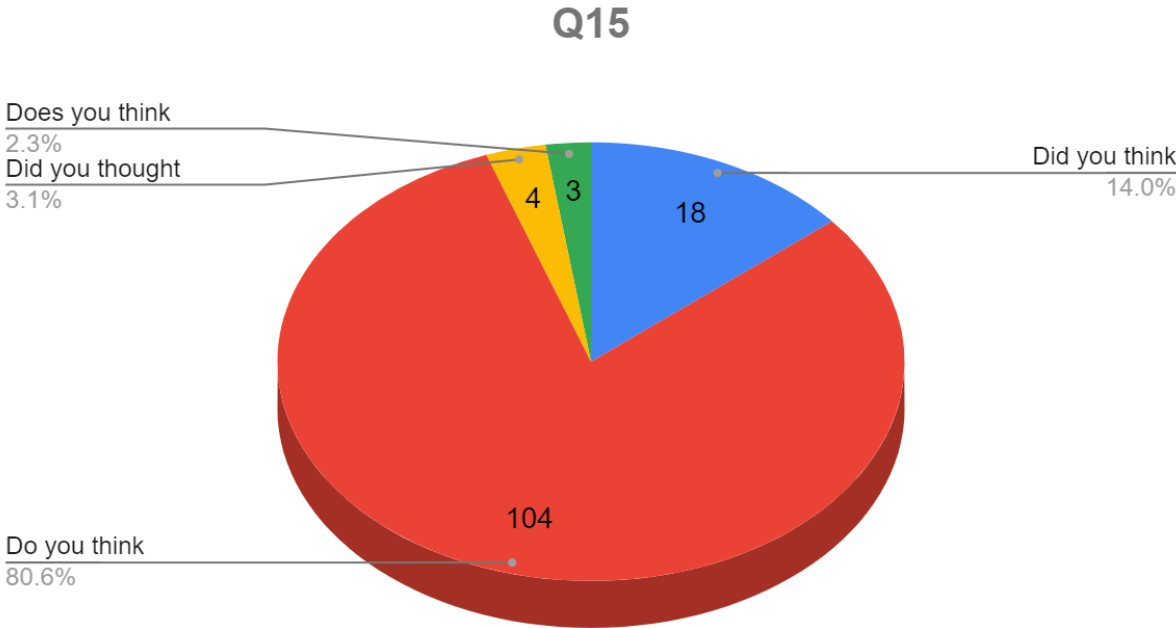
**14. By the time you arrive _____
(he go/he has gone/he will went/He will have left)**

48% of the respondents voted for “**he will have left**”, which was the correct answer. However, 52% of respondents made a grammatical mistake and did not provide the correct answer.



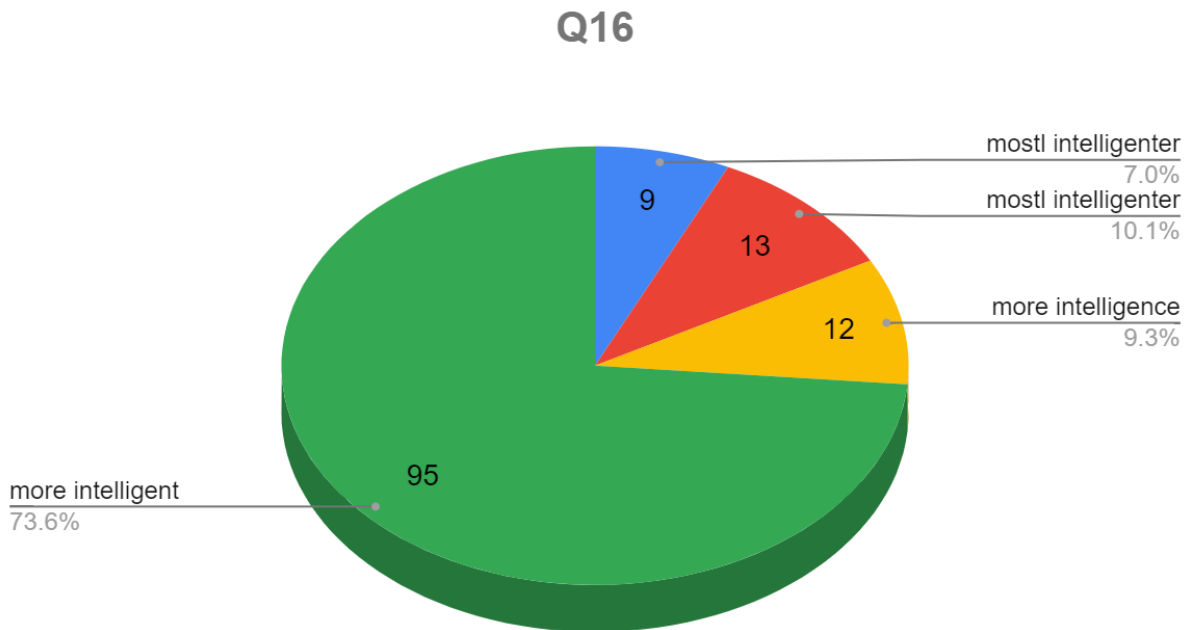
15. _____ we should visit them?
(Did you think/Do you think/Did you thought/Does you think)

81% of the respondents voted for “do you think”, which was the correct answer. However, 19% of respondents made a grammatical mistake and did not provide the correct answer.



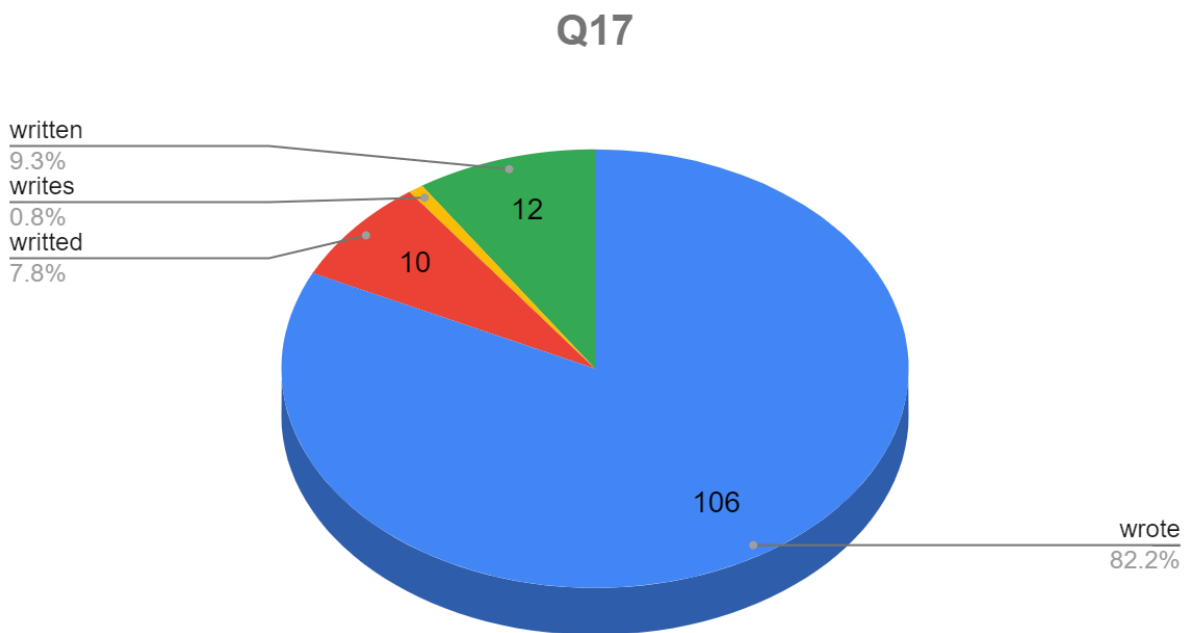
**16. Which animals are _____, Dogs or Cats?
(mostly intelligent/mostl intelligenter/more intelligence/more intelligent)**

74% of the respondents voted for “**more intelligent**”, which was the correct answer. However, 26% of respondents made a grammatical mistake and did not provide the correct answer.



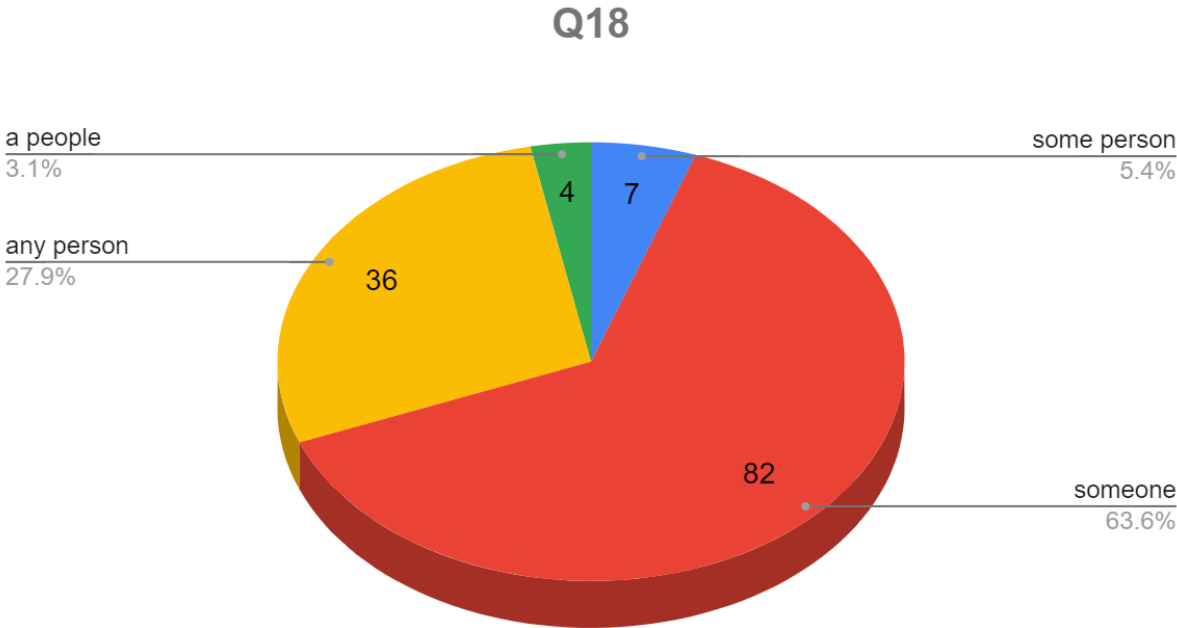
17. The author _____ the book in the 1990s
(wrote/writtend/writes/written)

82% of the respondents voted for “**wrote**”, which was the correct answer. However, 181% of respondents made a grammatical mistake and did not provide the correct answer.



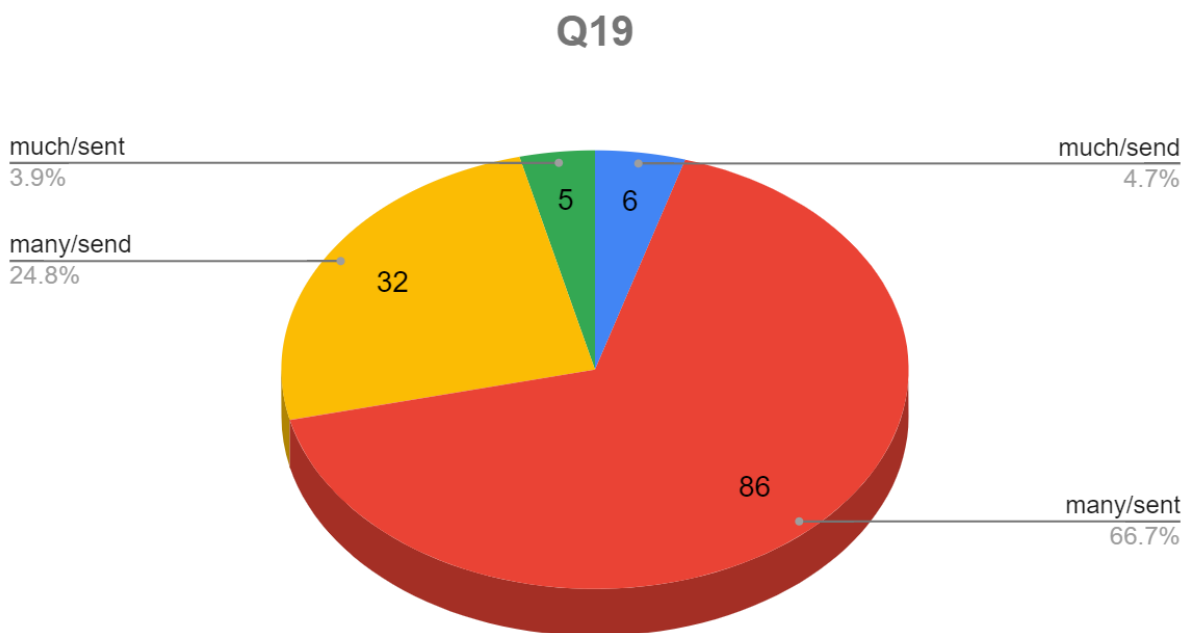
18. Is there _____ at the door?
(some person/someone/any person/a people)

64% of the respondents voted for “**someone**”, which was the correct answer. However, 36% of respondents made a grammatical mistake and did not provide the correct answer.



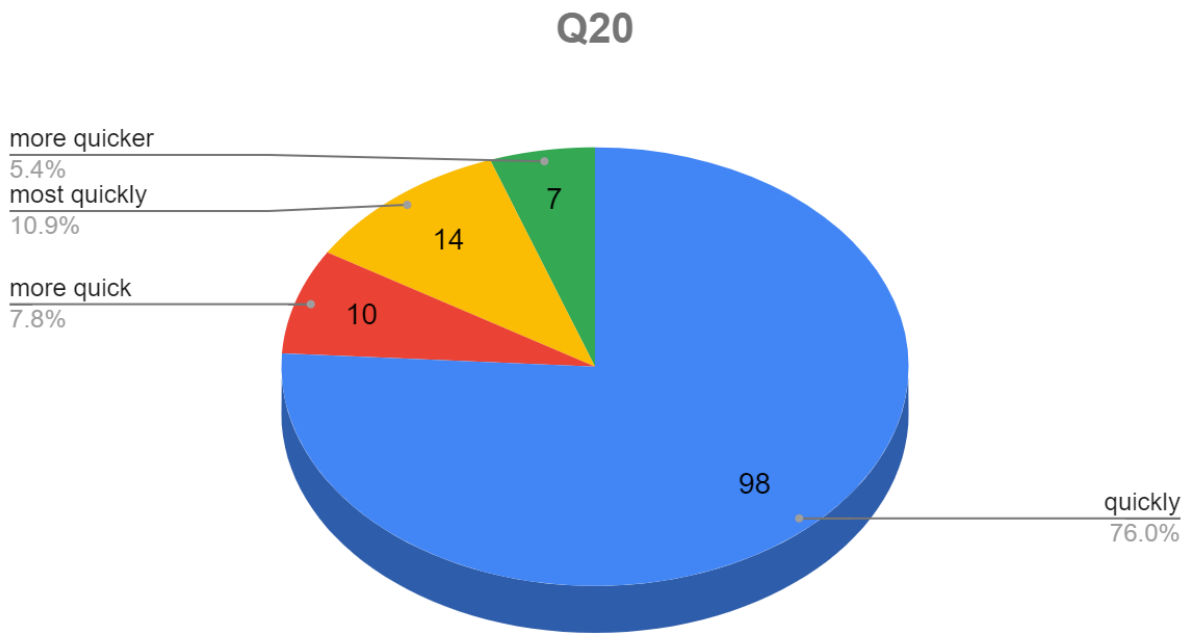
19. How _____ emails have you _____?
(much/send, many/sent, many/send, much/sent)

68% of the respondents voted for “**many/sent**”, which was the correct answer. However, 32% of respondents made a grammatical mistake and did not provide the correct answer.



20. I can type _____
(quickly/more quick/most quickly/more quicker)

76% of the respondents voted for “**quickly**”, which was the correct answer. However, 24% of respondents made a grammatical mistake and did not provide the correct answer.



Conclusions

Based on the survey results, it is clear that the students have varying levels of knowledge in English grammar. The survey covered a range of grammatical concepts and tenses, including possessive pronouns, auxiliary verbs, verb tense agreement, and comparative adjectives.

Overall, the majority of respondents provided correct answers, with an accuracy range of 48% to 96%. However, a significant minority of respondents (ranging from 8% to 52%) made grammatical mistakes in their answers, indicating a need for further instruction and practice.

In terms of tenses, the survey covered present simple, present continuous, past simple, past continuous, present perfect, and future perfect. Most respondents demonstrated an understanding of these tenses, with correct answers ranging from 59% to 92%. However, some respondents struggled with verb tense agreement and made mistakes in their answers.

Additionally, the survey covered other grammar rules such as possessive pronouns and comparative adjectives. The majority of respondents demonstrated an understanding of these concepts, with correct answers ranging from 64% to 90%.

In conclusion, the survey results suggest that while the students have a solid understanding of basic English grammar concepts, there is room for improvement in certain areas. Further instruction and practice in these areas will likely lead to a higher level of accuracy and proficiency in English grammar.

The SpeLiN app, which focuses on conversational English, can help students improve their English knowledge in the following ways:

- The app provides students with a platform to practise their conversational skills with the recording function. Through this conversational practice, students can improve their fluency, pronunciation, and grammar, which are all important aspects of spoken English.
- The app uses a range of everyday topics and situations to help students learn new vocabulary. As students engage with the conversations and progress onto higher levels (intermediate and advanced), they will encounter new words and phrases that they can then practise using in context.

- The app provides immediate feedback to students on their language use, which helps them identify areas where they need to improve. This is done through the quizzes that are connected to each conversation.
- The app is available for Android and iOS mobile devices, making it easy and convenient for students to use anytime, anywhere. Students can fit in short practice sessions during their daily routine, making it easier to incorporate regular English practice into their busy lives.

Overall, the SpeLiN app provides students with an engaging, interactive way to practise and improve their conversational English skills, making it a valuable tool for language learners.